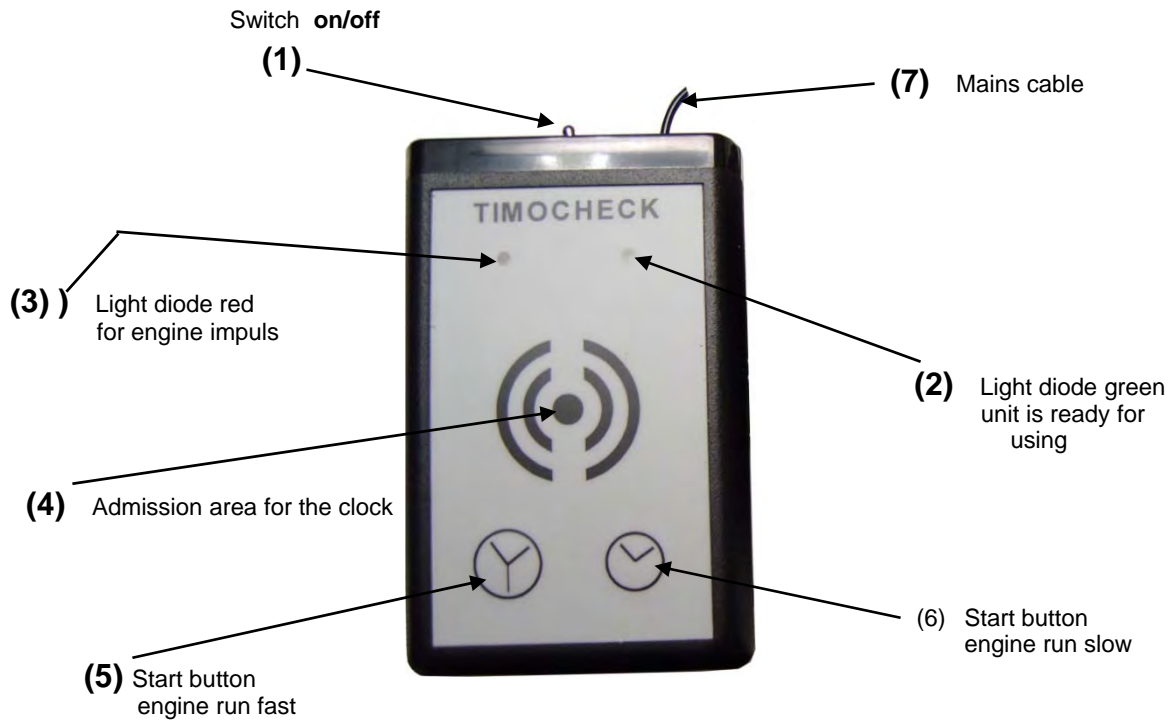


TIMOCHECK

Manual





The **TIMOCHECK** is an easy test device for quick examination of analog quartz watches

Basic function :


- Capture and optical-acoustic announcement of available engine impulses
- High-speed-motor function in two different speeds.

Please, follow this tips by introduction of the device:

- Respect to the fact, that the **TIMOCHECK** have a sufficient distance to other electric devices so that there can't be a stray magnetic field who can have an effect on the device. With too low distance impulses can be released, and influence the function.

1.0 Operating instruction

- The device is ready for installation and can be connected to regular sockets 230 V ~ / 50 hertz



- Plug in the mains cable into the power socket.

- Switch on the on/off switch(1) on the backside of the unit.

- The green light-diode (2) and an acoustic note signal the unit is ready for using.

- You can start to work with the TIMOCHECK.



1.1 Handling

- Put on the analog quartz watch on the admission area (4).

- The available motor-engine impulses of the clock are signalize through the red light-diode (3) and an acoustic note

- The optimum situation of the clock must be determined, if necessary, by movement of the clock on the admission area (4).

- Push the start key (5) or (6) and the motor of the clock are excited.


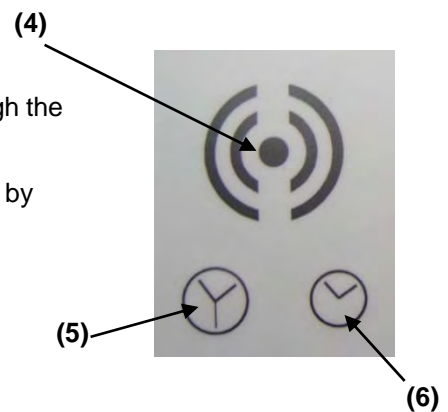
- Please, follow the symbols of the keys and push this

start key (5) “motor run fast” for watches with second hand.

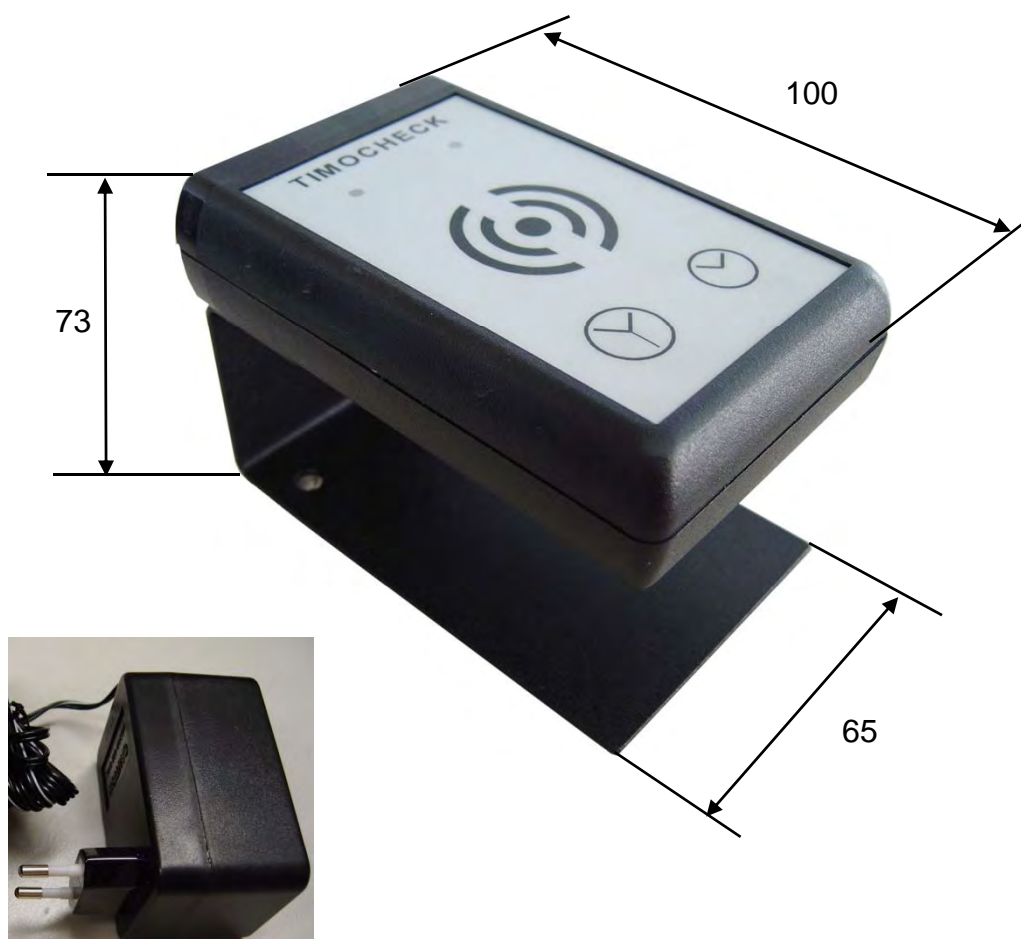
start key (6) “motor run slow” for watches without second hand.

- The activation for the motor run – for the duration of the keystroke the function will be signalled acoustically and optically.

- After ending of the motor-run-function there will be signalize the normal motor impulses of the watch.



Technical informations



Power supply voltage : **230 V , 50Hz**
(fixed voltage power supply incoming. 230V~
outgoing. 24V= 500mA)

Power input : **ca. 12 W**

Weight : **0,7 kg**